



**dock marine**  
europe



Floating cubes  
**SunnyDock**



A MODULAR DOCK MADE OF SUNNYDOCK FLOATING CUBES IS VERY FLEXIBLE AND ROBUST AT THE SAME TIME. YOU CAN CUSTOMIZE IT VERY EASILY WITH A WIDE RANGE OF ACCESSORIES, GANGWAYS AND RAILINGS.

Modular floating cubes are made of **high density polyethylene**. They are blow molded.

They come in 4 models: **single cube of 50 x 50cm** or **double cube of 50 x 100cm**, either **with heights of 40 or 25cm**



With a load capacity of **87,5kg per cube** (model A), this solution also offers exceptional buoyancy of **350kg/m<sup>2</sup>** which value may be multiplied by 2 or 3 by stacking layers of cubes.

In addition, total modularity allows it to adapt to **all sites for all projects**, but also to **all budgets**. If this criterion is essential in the development of your project, our double cubes and double cubes with low freeboard will grab your attention.

|           | Dimensions          | Weight  | Floatation/m <sup>2</sup> | # Part     |
|-----------|---------------------|---------|---------------------------|------------|
| <b>A.</b> | 50cm x 50cm x 40cm  | 6.3 kg  | 360 kg                    | #SDS-01010 |
| <b>B.</b> | 50cm x 100cm x 40cm | 12.0 kg | 360 kg                    | #SDS-01040 |
| <b>C.</b> | 50cm x 50cm x 25cm  | 5.4 kg  | 225 kg                    | #SDS-01060 |
| <b>D.</b> | 50cm x 100cm x 25cm | 9.5 kg  | 225 kg                    | #SDS-01050 |



### »» TOTAL MODULARITY

The extreme simplicity of the design of the modular floating cube facilitates the adaptation of various types of **anchoring** and standard accessories as **mooring cleats, fenders, guardrails, ladders**, etc.



### »» MAXIMUM FLEXIBILITY

This foolproof flexibility is undeniably the **great strength of these pontoons** that can be installed in the **open sea or any other body of water** exposed to **difficult conditions**.



### »» EASE OF ASSEMBLY

The assembly of modular floating cubes is extremely simple. Each SunnyDock cube has **4 ears on each angle** which enable assembly by the **connecting pins** tightened by means of a **locking key**.

## SECTORS OF ACTIVITY

The modularity of our SunnyDock floating cubes allows them to adapt to **various water bodies** in many **sectors of activity : water sports, maintenance works, floating pool and bathing platform, tourism and event applications**, etc. Whatever your project, you can trust the versatility of our cubes to meet your most precise needs.



Water sports



Floating pool



Maintenance works



## ANCHORING

Our SunnyDock pontoons can be anchored in different ways. In all cases, the type and number of anchors will be determined by the constraints of the size of the pontoon, the type of body of water (sea, river, lake), the environment in which it will be located (port, beach, arm of river, closed basin, etc.), the type of boat it will welcome, machine it will have to support, current and winds it will have to resist, etc.

For each type of anchor, we have developed specific accessories ensuring greater efficiency.

### To the shore or wharf



### By chain or rope on mooring rings



*Stiff-arm*



*Steel plate*



*Anchoring on rope or chains*



*Galvanized steel mooring ring*

# GANGWAYS AND RAILINGS

We provide 2 ranges of gangways : polyethylene or aluminum. As an addition to our floating cubes, we propose aluminum and polyethylene railings, simply posts or complete railings in different widths.

## Aluminum gangways



Gangway connection to shore

## Polyethylene gangways



Gangway connection to dock



Wheels system for gangway

## Railings



Polyethylene railings

# ACCESSORIES


The unique design of our floating cubes can integrate a range of accessories to customize your dock to suit your needs. Indeed, thanks to coupler pockets every 50cm on 4 sides of each section, the consolidation of these accessories at the dock is a breeze.



Polyethylene cleat



Galvanized steel cleat



Transition plate



Adaptor cubes-dock sections



Swim ladder - polyethylene



Bumper set



Key for screws



Screw, nut and washer



Installation tool



Connecting pin

